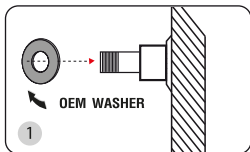
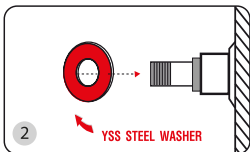




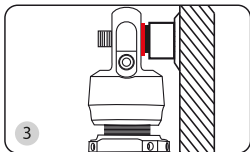
## A



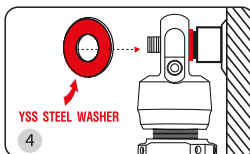
1. INSTALL OEM WASHER TO THE BIKE



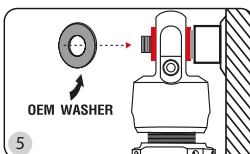
2. PUT 1 PIECE OF YSS STEEL WASHER



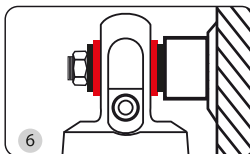
3. PLACE YSS SHOCK IN THE BIKE



4. PUT YSS STEEL WASHER AGAIN TO THE EYELET

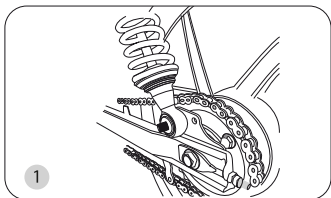


5. PUT OEM WASHER

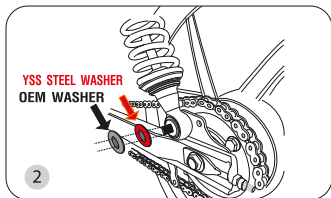


6. HARD TIGHTEN THE BOLTS WHEN SHOCK IS IN PLACE

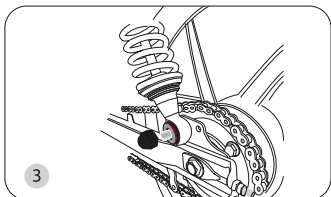
## B



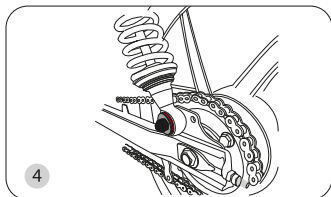
1. PLACE YSS SHOCK IN THE BIKE



2. PUT YSS STEEL WASHER FIRSTLY AND FOLLOW BY OEM STEEL WASHER



3. PUT BOLT TO THE EYELET



4. HARD TIGHTEN THE BOLTS WHEN SHOCK IS IN PLACE